



Lois Siemens cannot imagine life without color, form and shape. She loves her job as Pastor and Spiritual Care Coordinator at Bethany


Manor and is always looking for ways to bring creativity into worship. When she is not writing sermons she is sitting with her calligraphy pen creating beautiful letters or photographing wild flowers (some call them weeds) in ditches. She remembers the first time she saw calligraphy as her pastor's wife, Joan, took up a pen and showed her how to shape the letter J. She was hooked! Lois took her first calligraphy class in the early 90's and since then has taken classes with Debra Goertz, Martin Jackson, Georgia Angelopoulos, Roann Mathias and Courtney Siemens (no relation). Lois is a member of the Bow Valley Calligraphy Guild. COVID brought the unexpected opportunity of monthly zoom classes with calligraphers from South Africa to Belgium to New Zealand. Lois has taught classes for beginners and workshops for Scrapbookers. Sixteen years ago she became more serious with her work and began creating cards for pastoral care, and a series of Peace Banners.

Queen's House Retreat & Renewal Centre

601 Taylor Street W, Saskatoon SK S7M 0C9

For details on all programs:

www.queenshouse.org

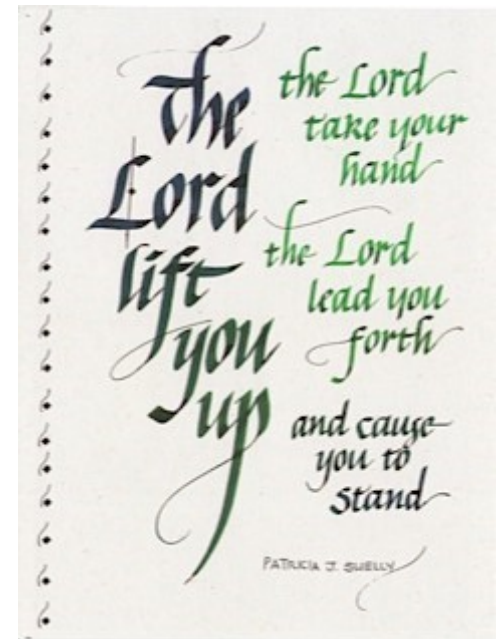


An Introduction to Italic Calligraphy

Friday February 17 & 24

1:30 - 4:00 p.m.

A TWO-PART WORKSHOP OFFERED
AT QUEEN'S HOUSE



Lois Siemens



QUEEN'S HOUSE

RETREAT AND RENEWAL CENTRE

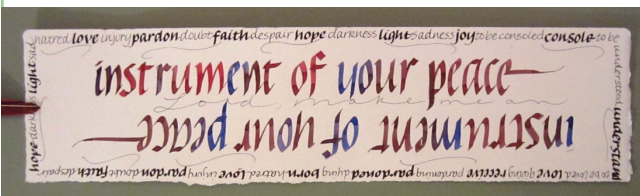
NOURISH YOUR MIND - NURTURE YOUR SPIRIT

An Introduction to Italic Calligraphy

The Italic Hand is popular for calligraphers. It looks graceful and lends itself to flourishing. The many varieties of Italic makes it versatile and fun to explore.

Join Lois as we go through the basic strokes of the Italic Alphabet. If we have time, we will also go through the Capital Letters.

This class requires a familiarity with using the broad-edged calligraphy pen. We will spend the class time doing some warm-up exercises and then going right into the shaping of the letters in their family groups. You will see the great variety of Italic letter forms. With practice you will be able to develop your own unique style.



Please bring the following supplies to these workshops:

- 3.8mm Pilot Parallel Pen (green cap)
Available at Art Placement, Hues or online
- Crayola Marker & Watercolour Pad or similar sheets of paper that can handle ink
Available at Staples or Shoppers Drug Mart
- 12 Inch Ruler
- Pencil and eraser



Friday February 17 & 24
1:30 - 4:00 p.m.

Cost: \$75

A two-week workshop offered at Queen's House

This two-part workshop will be offered with a minimum of 8 and maximum of 16 participants.

Registration deadline:
February 15

Registration Details

There are two options to consider when registering for these workshops:

- Visit our website: <https://www.queenshouse.org/programs/>

Participants can register and pay online

OR

- Call Queen's House and register over the phone: 306-242-1916 x226. As our staffing is minimal, please leave a message and we will be in touch ASAP.