


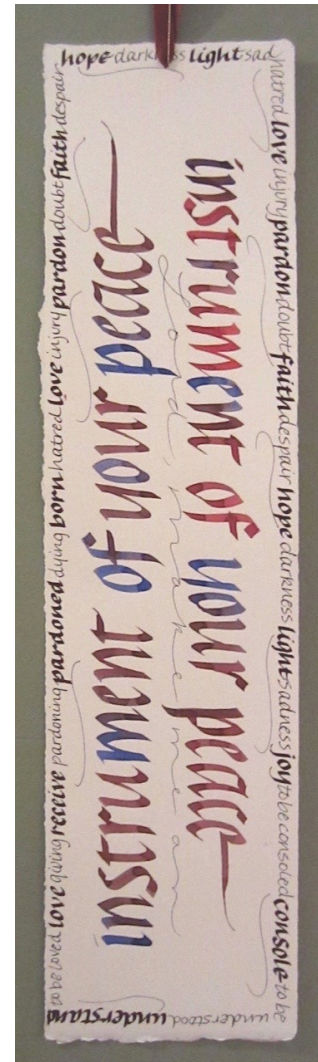


Lois Siemens cannot imagine life without color, form and shape. She loves her job as Pastor and Spiritual Care Coordinator at Bethany

Manor and is always looking for ways to bring creativity into worship. When she is not writing sermons she is sitting with her calligraphy pen creating beautiful letters or photographing wild flowers (some call them weeds) in ditches. She remembers the first time she saw calligraphy as her pastor's wife, Joan, took up a pen and showed her how to shape the letter J. She was hooked! Lois took her first calligraphy class in the early 90's and since then has taken classes with Debra Goertz, Martin Jackson, Georgia Angelopoulos, Roann Mathias and Courtney Siemens (no relation). Lois is a member of the Bow Valley Calligraphy Guild. COVID brought the unexpected opportunity of monthly zoom classes with calligraphers from South Africa to Belgium to New Zealand. Lois has taught classes for beginners and workshops for Scrapbookers. Sixteen years ago she became more serious with her work and began creating cards for pastoral care, and a series of Peace Banners.



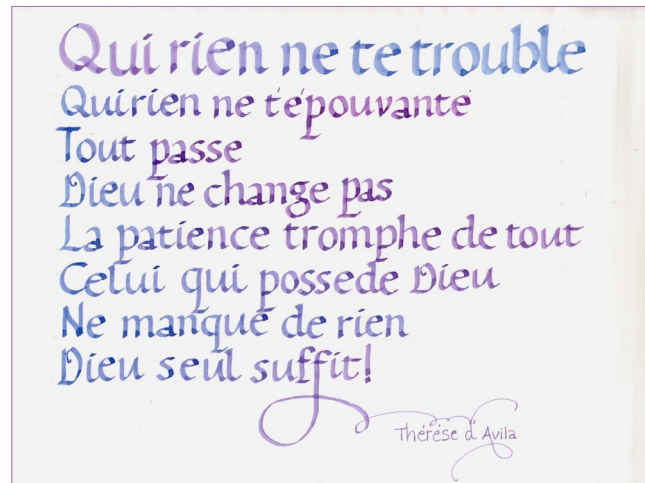
Examples of the Foundational and Italic Hands in Calligraphy, created by Lois Siemens



How Do You Do That? LEARNING THE FOUNDATIONAL HAND IN CALLIGRAPHY

**Tuesday July 11 &
Wednesday July 12
10:00 a.m. - 4:00 p.m.**

A RETREAT OFFERED
AT QUEEN'S HOUSE



Lois Siemens

Queen's House Retreat & Renewal Centre
601 Taylor Street W, Saskatoon SK S7M 0C9
For details on all programs:
www.queenshouse.org



How Do You Do That?

LEARNING THE FOUNDATIONAL HAND IN CALLIGRAPHY

In the Introductory Class, 'Beautiful Writing,' we learned the building blocks of Calligraphic lettering - Pen Patterns. In these classes, we will learn how these patterns fit together to create the 26 letters of the alphabet. We will study the modern Foundational Hand based on a 9th - 10th century Carolingian Script. Once you have learned one Hand you can translate the knowledge to many calligraphy styles. Even though this can be thought of as 'play,' learning the Foundational Hand does require concentration and practice.



Requirement: This class requires either the "Beautiful Writing" Introductory Class, or familiarity with a broad-edged pen.

In the first class we will explore the Parallel Pen, set up our work stations, and get lettering! By the end of our time together we will have covered all 26 letters and will practice lettering words and sentences.

Supplies - please bring:

- Pilot Parallel Pen 3.8 (*the one with the green cap - can be purchased at Art Placement or Hues Art Supply*)
- Crayola Marker and Watercolour Pad you received at the 'Beautiful Writing' class, or a similar paper pad that doesn't bleed (*can be purchased at Staples, Shoppers Drug Mart*)
- 12 inch Ruler
- pencil
- eraser
- a small container for water
- a few sheets of paper towel
- a pillow if you are short and need to boost yourself to a good height for lettering

There will be other supplies for our final project which we will discuss in class.

Hope to see you there!

Lois Siemens

**Tuesday July 11 &
Wednesday July 12
10:00 a.m. - 4:00 p.m.**

Commuter Fee: \$200

Includes retreat and two lunches

Add \$72/night to stay in a small bedroom while on retreat - contact 306-242-1916 x226 to reserve a bedroom and enjoy breakfast.

This calligraphy retreat will be offered with a minimum of 8 and maximum of 10 participants.

Registration deadline:

July 3

Participants are warmly welcome to join in the 'Summer Stillness' events happening this week, including daily prayer and optional activities. Additional details will be sent following registration.

Registration Details

There are two options to consider when registering for these workshops:

- Visit our website: <https://www.queenshouse.org/programs/>

Participants can register and pay online

OR

- Call Queen's House and register over the phone: 306-242-1916 x226.